FORT·POND·BAY·COMPANY

September 21, 2021

Village of Hastings-on-Hudson
7 Maple Avenue
Hastings-on-Hudson
New York 10706

Attention: Members of the Zoning Board of appeals

Re: Proposed Greenhouse for Harvest on Hudson, 1 River Street, Hastings-on-Hudson
Zoning Board of Appeals – View Preservation Application

Dear Board Members,

In September of 2019, our team made a submission to The Planning Board in regard to a proposed Greenhouse on our property, Harvest on Hudson, 1 River Street. After two visits to the planning board, we were referred to the Architectural Review Board. After a productive meeting with the ARB and approval from the ZBA, we were ready to return to the Planning Board, when the pandemic struck. Now, approximately two years later, we are returning to revisit this project.

Attached are photos, which depict the temporary structural outline of our proposed Greenhouse. It is clear from the photos that the structure does not create an obstruction to the wonderful view of the Hudson River and Palisades. The proposed structure can barely be seen by from Edmarth or the River Edge Apartments and does not infringe on any view from neighboring properties.

Additionally, it is important to note, that the proposed structures will be at the same height as the existing trellis, and approximately 18 feet below the existing highest peak of the restaurant.

Thank you for your time and consideration.

Sincerely,

Bruce Bernacchia
President
Harvest on Hudson LLC / River Road LLC

Post Office Box 188 · Hastings on Hudson, NY 10706 · *t* 914.478.6702 · *f* 914.478.6111 · harvest2000.com

VILLAGE OF HASTINGS-ON-HUDSON

Zoning Board of Appeals

Application & Procedures for Application for Variance/Interpretation/View Preservation

Case Number:..... Date of Application: March 12, 2019 Revised Sept. 10, 2021

Property Owner: River Road, LLC

Property Address: 1 River Street

Name all streets on which the property is located: River Street

Sheet: 004.30 Block: 19 Lot/Parcel: 4 Zoning District: MW

Applicant: River Street, LLC

Standing of applicant if not owner: Applicant is the owner

Address: 1 River Street, Hastings-on-Hudson

Daytime phone number: 914-671-1777 Fax number: N/A

Email address: BBernacchia@Harvest2000.com

ZBA action requested for (See §295-146B & C): ☐ Use Variance/s; ☐ Area Variance/s; ☐ Interpretation; ☑ View Preservation (See §295-82)

List code sections & provisions from which the variance or interpretation is requested:

Section*	Code Provision*	Existing Condition*	Proposed Condition*

*See example below:

295-68F.1a	Front Yard Min. 30 ft. deep	26.5 ft	19.5 ft
295-68A	Permitted Principal Use	Single Family Home	Conversion to Dental Office

VILLAGE OF HASTINGS-ON-HUDSON

Zoning Board of Appeals

Application and Procedure for Application for Variance/Interpretation/View Preservation

- List any previous application or appeal filed with the Zoning Board of Appeals for this premises:

Date of Appeal	Purpose of the Appeal	Resolution if any	Date of Action
N/A			

- List pending violations on this property if any:
  None

- Is there an approved site plan for this property?: ☐ (Yes) ☑ (No)
- Is there an Accessory Apartment at this property?: ☐ (Yes) ☑ (No)
- Does this property have Boarder's Permit?: ☐ (Yes) ☑ (No)

- On a separate typewritten sheet of paper, state the principal points on which you are making this application. Describe the construction, addition or alteration that requires the variance. Explain why a variance is necessary and demonstrate how the variance satisfies the criteria for the type of variance (use or area) sought. The criteria for the two types of variances are attached. (If an interpretation is sought, explain the issue. If you wish, you may also state your argument for how the issue should be resolved.)

Submit a flash drive and a total of three (3) copies (residential) or eight (8) copies (commercial), of the application along with the property survey showing the existing and proposed construction and all other supporting documents (plans, drawings, site maps, photographs, etc. as necessary, to describe and support your application) with required fee, to the Building Department, no less than four (4) weeks prior to the date of scheduled meeting of the Zoning Board of Appeals.

STATE OF NEW YORK
COUNTY OF WESTCHESTER ss.:

I hereby depose and say that all of the above statements and statements contained in all papers I have submitted in connection with this application are true:

Applicant Bruce Bernacchia

Sworn to before me this 14 day of September, ~~2019~~ 2021

Patricia A. Jeffrey
Notary Public, State of New York
No. 01JE5072152
Qualified in Westchester County
Commission Expires January 27, 2023

Notary Public

VILLAGE OF HASTINGS-ON-HUDSON

Zoning Board of Appeals
Zoning Analysis

ZONING REQUIREMENTS:

YARD SETBACKS (Principal Structure)

Greenhouse

	REQUIRED	EXISTING	PROPOSED
FRONT	25.00	285.06	285.06
REAR	60.00	4.42	4.42
SIDE ONE	15.00 feet Each Side	22.39	25.70
SIDE TWO	15.00 feet Each Side	33.71	33.71
TOTAL OF TWO SIDES	N/A	N/A	N/A

YARD SETBACKS (Accessory Structure)

	REQUIRED	EXISTING	PROPOSED
TO PRINCIPAL BLDG.	N/A	N/A	N/A
REAR	N/A	N/A	N/A
SIDE	N/A	N/A	N/A

BUILDING HEIGHT

	PERMITTED	EXISTING	PROPOSED
STORIES	2 1/2	N/A	1 1/2
FEET	35	N/A	16.00 feet

LOT COVERAGE

	PERMITTED	EXISTING	PROPOSED
LOT AREA	Minimum 20,000	73,175	73,175
BLDG. COVERAGE/ % OF LOT AREA	20%	14.91	16.02%
DEVELOPMENT COVERAGE / % OF LOT AREA	N/A	N/A	N/A

*See Definitions of Building and Development Coverage in Section 295-5 of the Village code.

OCCUPANCY AND USE

	PERMITTED	EXISTING	PROPOSED
CURRENT USE**	Restaurant	Restaurant	Restaurant

** Single Family, Two Family, Commercial, Mixed Use etc.

VILLAGE OF HASTINGS-ON-HUDSON
Zoning Board of Appeals
Application and Procedure for Application for Variance/Interpretation/View Preservation

STATE OF NEW YORK
COUNTY OF WESTCHESTER
VILLAGE OF HASTINGS ON HUDSON ss.:

Name : Bruce Bernacchia, being duly sworn, deposes and says that he/she resides at 1 River Street in the Village of Hastings-on-Hudson in the County of Westchester, in the State of New York, that he/she is the owner of all that certain lot, parcel of land, in fee, lying and being in the Village of Hastings-on-Hudson aforesaid and known and designated as Sheet 004.30 Block 19 and Lot 4 on the tax map, and that he/she hereby authorized Paul J. Petretti, P.E,L.S., CFM to make the annexed application on his/her behalf and that the statement of fact contained in said application are true.

Owner
Bruce Bernacchia

SWORN TO BEFORE ME THIS 14 DAY
OF September ~~20 19~~ 2021

Notary Public

Patricia A. Jeffrey
Notary Public, State of New York
No. 01JE5072152
Qualified in Westchester County
Commission Expires January 27, 2023

NOTICE

This application will not be accepted for filing unless accompanied by all necessary papers, plans and data, in accordance with the foregoing and as required by law.

ZBA View Photos

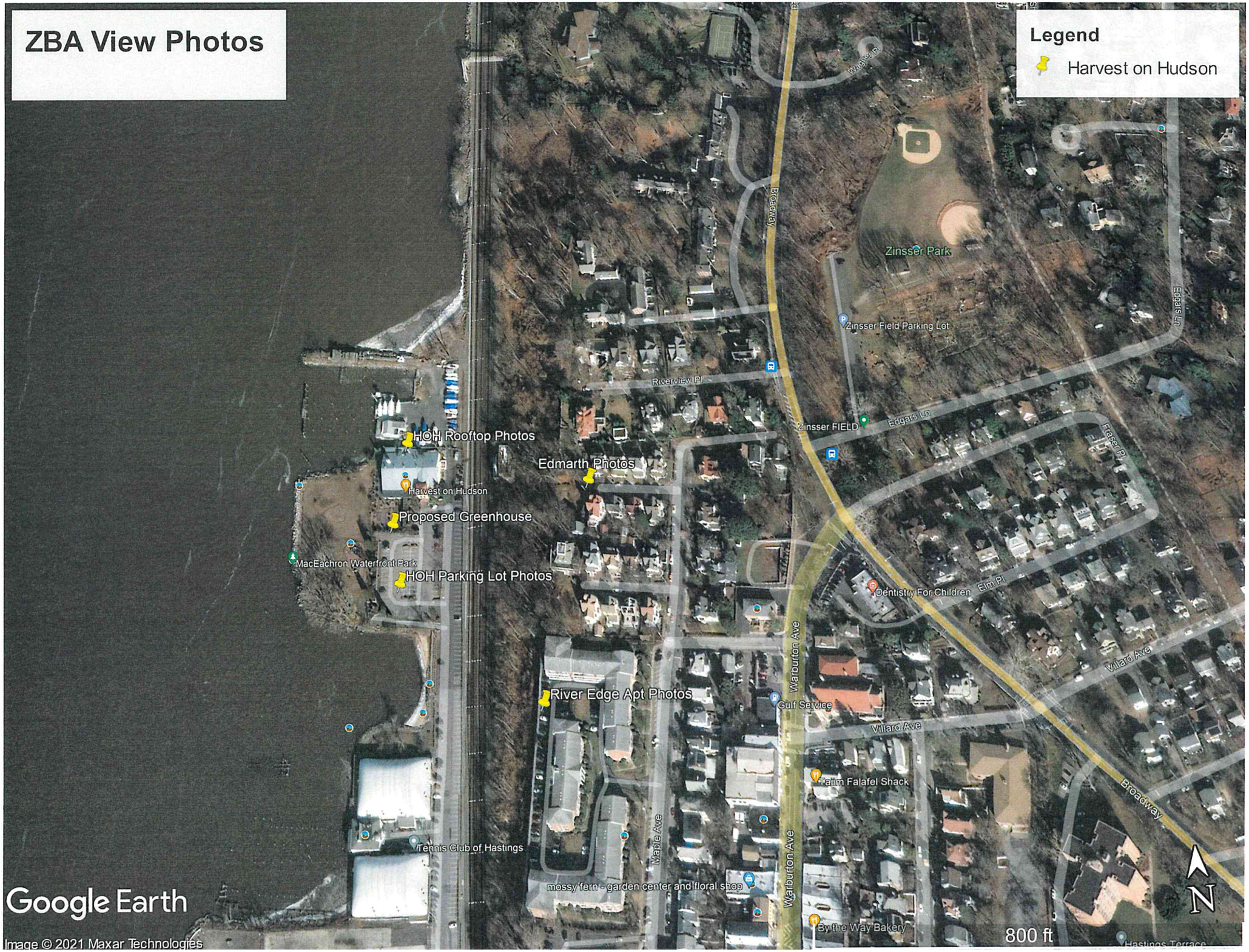

View From Edmarth

View From Edmarth

View From Harvest Roof



View From Harvest Roof



View From River Edge Apartments

View From River Edge Apartments

View From Harvest Parking Area



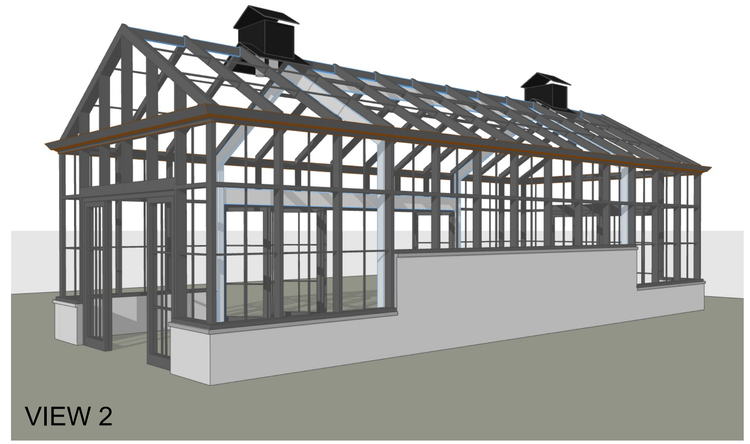

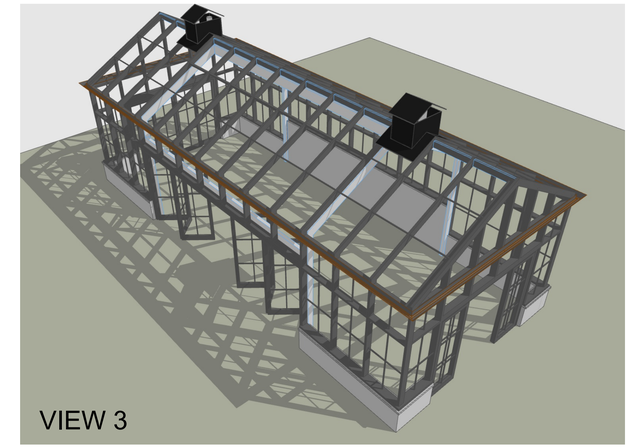

PROPOSED STRUCTURE MODEL

EXAMPLES OF STRUCTURES BY "SOLAR INNOVATIONS" SIMILAR TO PROPOSED

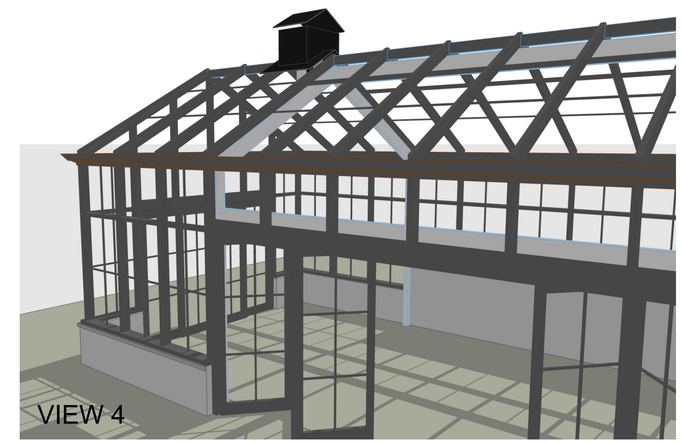



PAUL J. PETRETTI
CIVIL ENGINEER & LAND SURVEYOR
30 GOULD AVE. DOBBS FERRY, NY 10522 NYS P.E. LIC 55191

TL CONCEPT
145 Palisade St. s. 321A
Dobbs Ferry, NY 10522

CONSULTANTS

SOLAR
INNOVATIONS
GLASS STRUCTURES

GREENHOUSE
at HARVEST-ON-HUDSON

1 River St.
Hastings-on-Hudson, NY. 10706

PLANNING BOARD MEETING 10/21/2021
ZONING BOARD MEETING 10/28/2021
ARCHITECTURAL REVIEW BOARD 11/01/2021

PROJECT NO21-04
MODEL FILE:
HARVEST PB 4 - 2021.pln
DRAWN BY: TL
COPYRIGHT:

SHEET TITLE

STRUCTURES, MODEL VIEWS

A3

SHEET 1 OF 1

/Volumes/Public/Shared/1 PROJECTS/2019/19-07 HARVEST/HARVEST PB 4 - 2021.pln

RIVER EDGE APT. NORTH VIEW 1

RIVER EDGE APT. NORTH VIEW 2

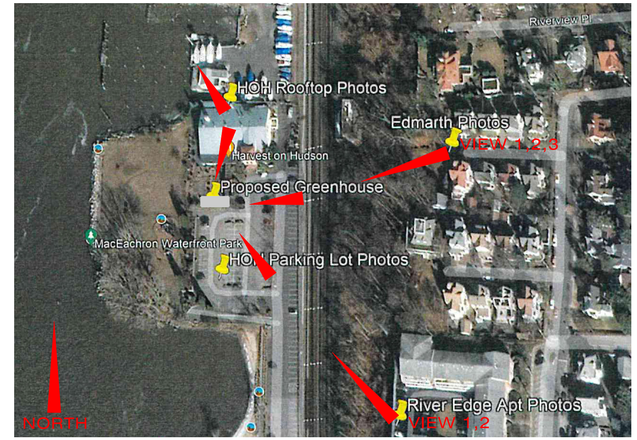

VIEW LOCATION MAP

HARVEST ROOF TOP SOUTH VIEW

HARVEST ROOF TOP NORTH VIEW

HASTINGS PARKING LOT WEST VIEW

EDMARTH VIEW 1

EDMARTH VIEW 2



EDMARTH VIEW 3

HASTINGS PARKING LOT NORTH VIEW

PAUL J. PETRETTI
CIVIL ENGINEER & LAND SURVEYOR
30 GOULD AVENUE, DOBBS FERRY, NEW YORK 10522.
NYS P.E. LIC. 55191

TLCONCEPT
145 PALISADE S. 321A, DOBBS FERRY, NEW YORK 10522
ph. 973 689 45 96 thomaslop@me.com

DRAWN:

GREENHOUSE ADDITION
TO
HARVEST ON
HUDSON
Hastings-on-Hudson,
New York 10706

PROJECT:

SITE VIEWS

07.24.2019	SCHEMATIC DESIGN
09.19.2019	PLANNING BOARD MEETING
10.21.2021	PLANNING BOARD MEETING
10.28.2021	ZONING BOARD MEETING
11.01.2021	ARCHITECTURAL REVIEW BOARD

A5

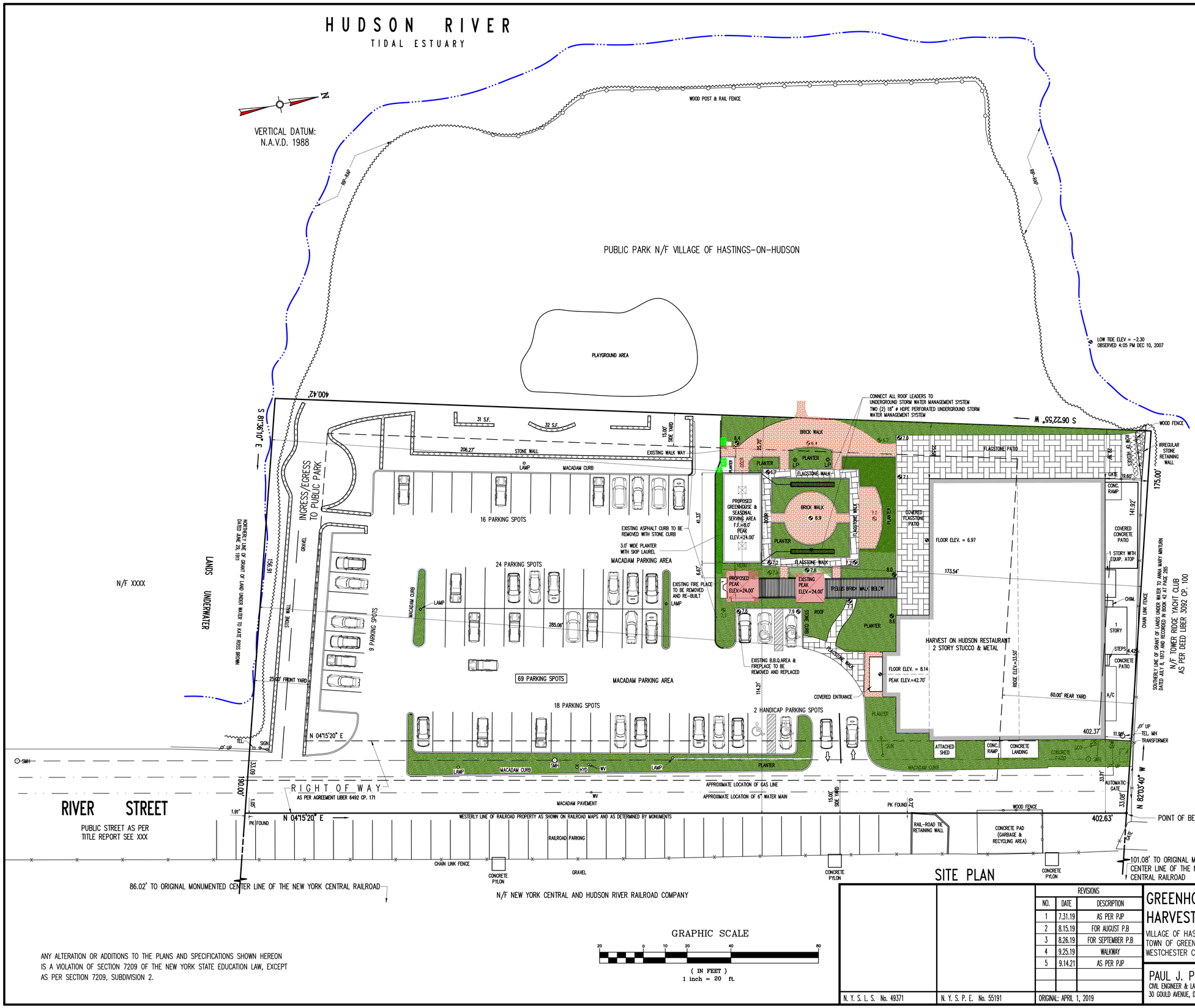

SITE LOCATION MAP

ZONING DATA 295-79. MARINE WATERFRONT (MW) DISTRICTS			
REQUIIRED		EXISTING	PROPOSED
LOT AREA	20,000 SQ. FEET	73,175 SQ. FEET	73,175 SQ. FEET
LOT WIDTH	150 FEET	375.96 FEET	375.96 FEET
MAXIMUM BUILDING COVERAGE	20%	14.91%	16.02%
FRONT YARD	25 FEET	285.06 FEET	285.06 FEET
REAR YARD	60 FEET	4.42 FEET	4.42 FEET
TWO SIDES	15 FEET EACH	22.39 FEET	22.39 FEET
TWO SIDES	15 FEET EACH	33.71 FEET	33.71 FEET
PROPOSED GREENHOUSE			
FRONT YARD	25 FEET		206.27 FEET
REAR YARD	60 FEET		173.54 FEET
TWO SIDES	15 FEET EACH		25.70 FEET
TWO SIDES	15 FEET EACH		114.21 FEET
BUILDING HEIGHT	35 FEET		16 FEET
STORIES	2 1/2		1 1/2

GRAPHIC SCALE

20 0 10 20 40 80

(IN FEET)
1 inch = 20 ft.

ANY ALTERATION OR ADDITIONS TO THE PLANS AND SPECIFICATIONS SHOWN HEREON IS A VIOLATION OF SECTION 7209 OF THE NEW YORK STATE EDUCATION LAW, EXCEPT AS PER SECTION 7209, SUBDIVISION 2.

N. Y. S. L. S. No. 49371

N. Y. S. P. E. No. 55191

REVISIONS

NO.	DATE	DESCRIPTION
1	7.31.19	AS PER PJP
2	8.15.19	FOR AUGUST P.B
3	8.26.19	FOR SEPTEMBER P.B
4	9.25.19	WALKWAY
5	9.14.21	AS PER PJP

ORIGINAL: APRIL 1, 2019

GREENHOUSE ADDITION
HARVEST-on-HUDSON

VILLAGE OF HASTINGS-on-HUDSON
TOWN OF GREENBURGH
WESTCHESTER COUNTY, NEW YORK

1/4

PAUL J. PETRETTI
CIVIL ENGINEER & LAND SURVEYOR
30 GOULD AVENUE, DOBBS FERRY, NEW YORK 10522.

CIVIL ENGINEERING - LAND SURVEYING & MAPPING - SITE DESIGN & PLANNING
ENVIRONMENTAL & GEOTECHNICAL - DRAINAGE & STORMWATER QUALITY
EROSION & SEDIMENT CONTROL STORMWATER POLLUTION PREVENTION PLANS

Phone Number 914-674-9827 Cell 914-672-1518 E-Mail PJPCELS@AOL.com

Z:\CIVIL 3D PROJECTS\NAD83-NAVD88\VILLAGE OF HASTINGS\004.030\BLOCK 19\Lot 4 - Harvest Restaurant\dwg\SITE PLAN.dwg, 9/20/2021 2:31:32 PM, ARCH full bleed D (24.00 x 36.00 inches)

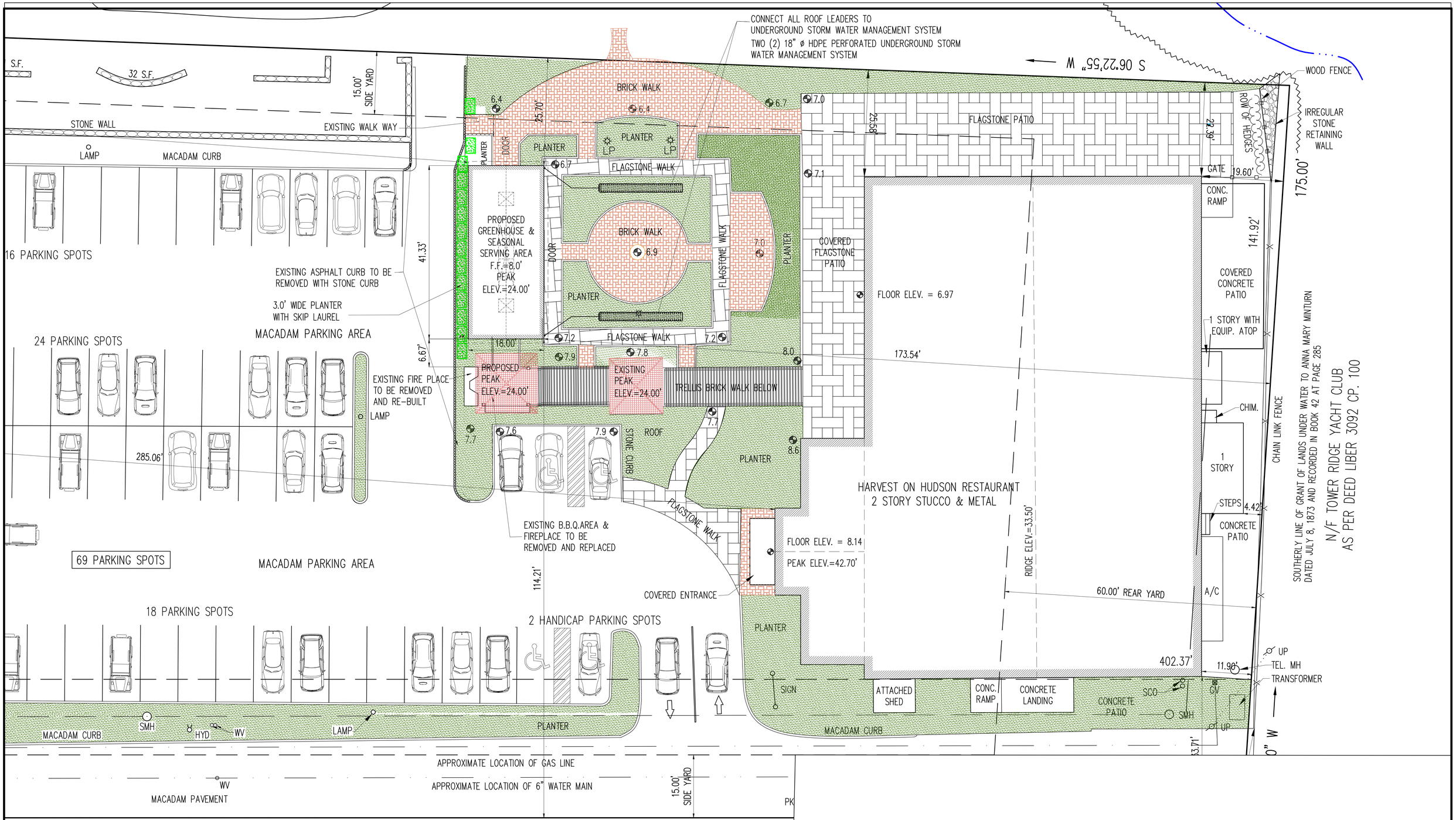

GREENHOUSE & GARDEN PLAN

ANY ALTERATION OR ADDITIONS TO THE PLANS AND SPECIFICATIONS SHOWN HEREON IS A VIOLATION OF SECTION 7209 OF THE NEW YORK STATE EDUCATION LAW, EXCEPT AS PER SECTION 7209, SUBDIVISION 2.

N. Y. S. L. S. No. 49371 | N. Y. S. P. E. No. 55191

REVISIONS

NO.	DATE	DESCRIPTION
1	7.31.19	AS PER PJP
2	8.15.19	FOR AUGUST P.B
3	8.26.19	FOR SEPTEMBER P.B
4	9.25.19	WALKWAY
5	9.14.21	AS PER PJP

ORIGINAL: APRIL 1, 2019

GREENHOUSE ADDITION
HARVEST-on-HUDSON

VILLAGE OF HASTINGS-on-HUDSON
TOWN OF GREENBURGH
WESTCHESTER COUNTY, NEW YORK

2/4

PAUL J. PETRETTI
CIVIL ENGINEER & LAND SURVEYOR
30 GOULD AVENUE, DOBBS FERRY, NEW YORK 10522.

CIVIL ENGINEERING – LAND SURVEYING & MAPPING – SITE DESIGN & PLANNING
ENVIRONMENTAL & GEOTECHNICAL – DRAINAGE & STORMWATER QUALITY
EROSION & SEDIMENT CONTROL STORMWATER POLLUTION PREVENTION PLANS
Phone Number 914-674-9827 Cell 914-672-1518 E-Mail PJPCELS@Aol.com

Z:\CIVIL 3D PROJECTS\NAD83-NAVD88\VILLAGE OF HASTINGS\004.030\BLOCK 19\Lot 4 – Harvest Restaurant\dwg\SITE PLAN.dwg, 9/20/2021 2:32:05 PM, ARCH full bleed D (24.00 x 36.00 Inches)

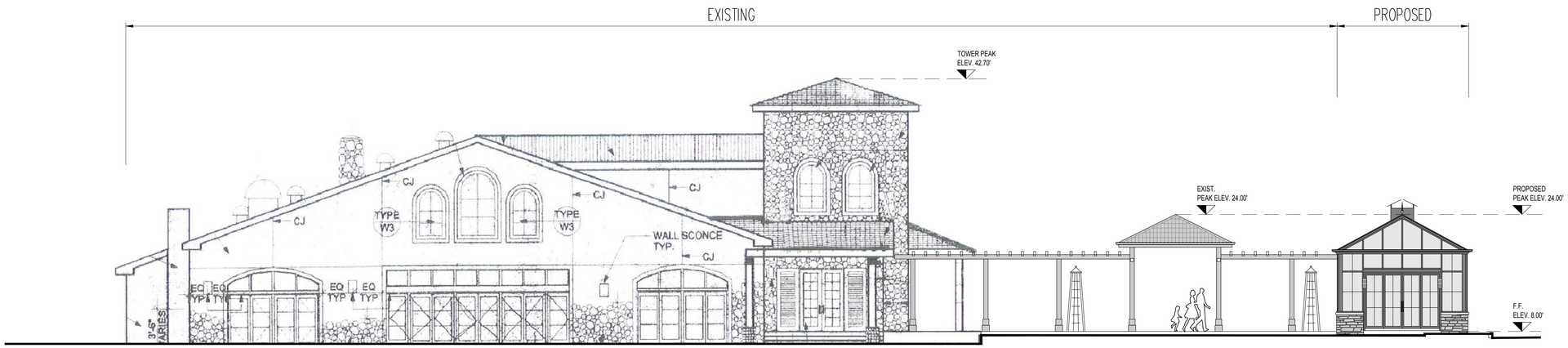

WEST ELEVATION

SCALE: 1/8" = 1'-0"

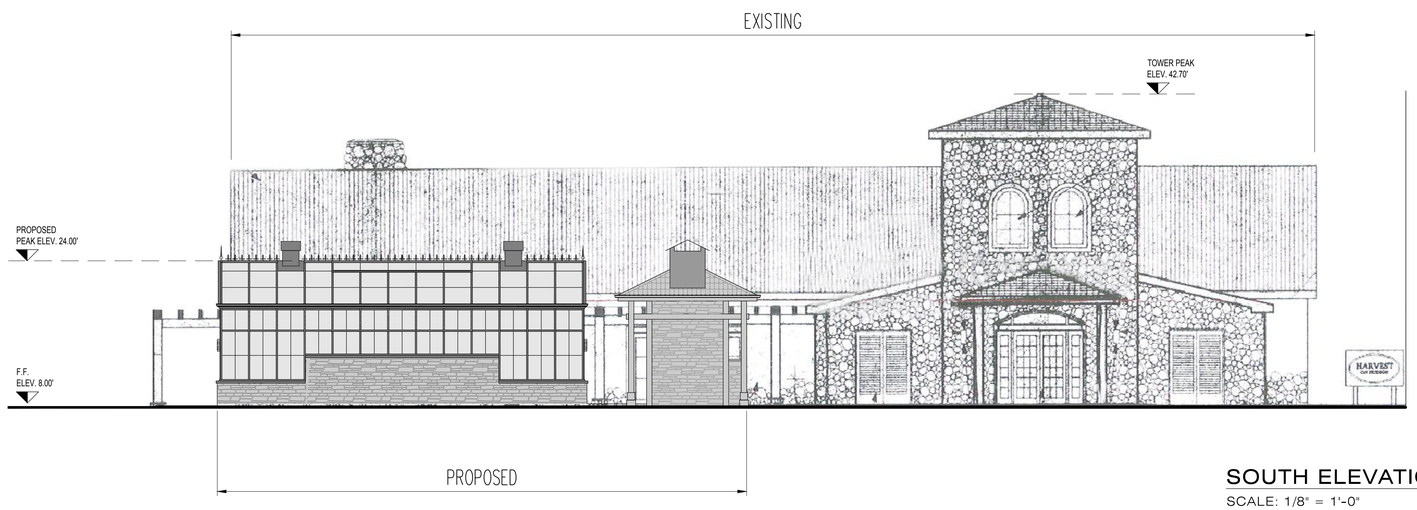

SOUTH ELEVATION

SCALE: 1/8" = 1'-0"

PAUL J. PETRETTI
CIVIL ENGINEER & LAND SURVEYOR
30 GOULD AVENUE, DOBBS FERRY, NEW YORK 10522.
NYS P.E. LIC. 55191

TLCONCEPT
145 PALISADE S. 321A, DOBBS FERRY, NEW YORK 10522
ph. 973 689 45 96 thomaslop@me.com

DRAWN:

GREENHOUSE ADDITION
TO
HARVEST ON HUDSON
Hastings-on-Hudson,
New York 10706

PROJECT:

ELEVATIONS - EXISTING & PROPOSED

07.24.2019	SCHEMATIC DESIGN
09.19.2019	PLANNING BOARD MEETING
10.21.2021	PLANNING BOARD MEETING
10.28.2021	ZONING BOARD MEETING
11.01.2021	ARCHITECTURAL REVIEW BOARD

A4

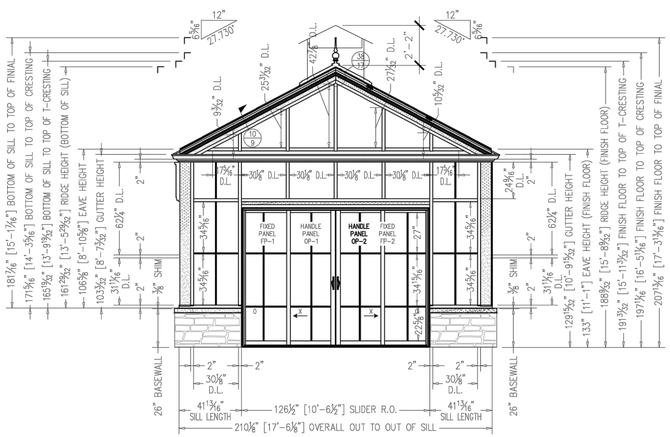

ELEVATION A

SCALE: 1/4" = 1'-0"

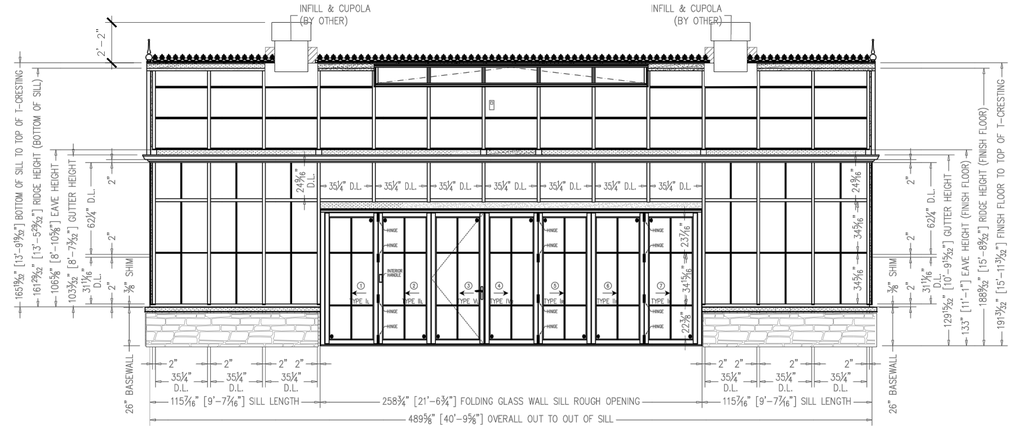

ELEVATION B

SCALE: 1/4" = 1'-0"

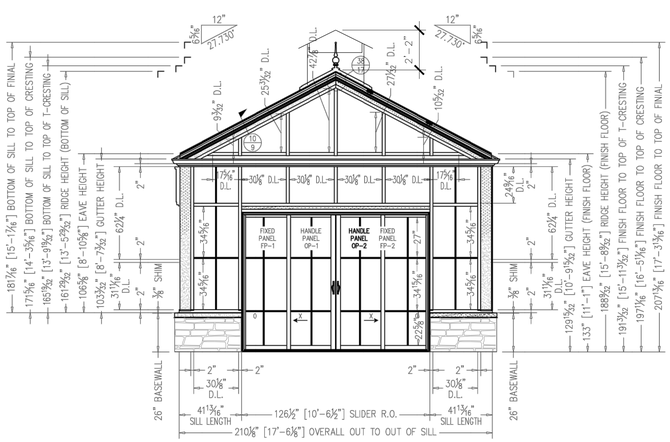

ELEVATION C

SCALE: 1/4" = 1'-0"

ELEVATION PAGE OF SHOP DRAWING FOR REFERENCE ONLY
DRAWING IN PROGRESS

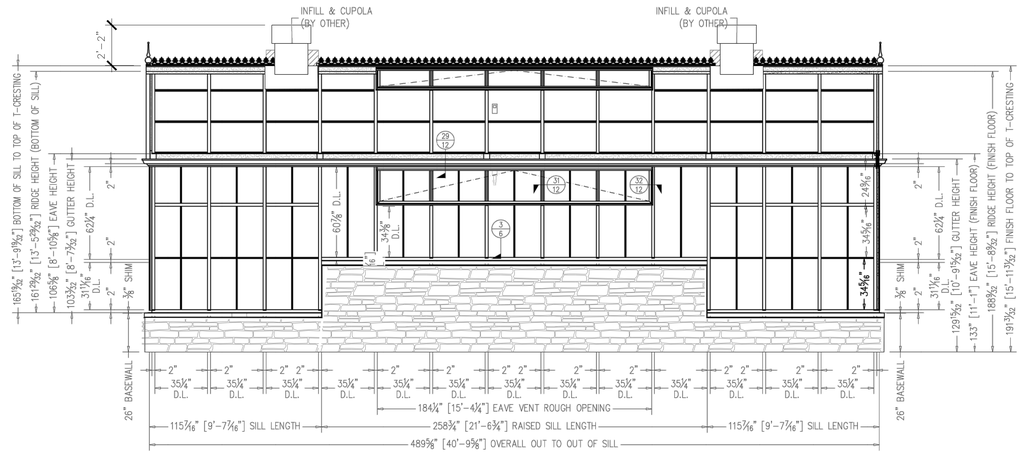

ELEVATION D

SCALE: 1/4" = 1'-0"

A3.1

© 2021 Solar Innovations® Architectural Glazing Systems – All Rights Reserved. These plans are the property of Solar Innovations® Architectural Glazing Systems. Any use or reproduction of these plans, in whole or in part, without the written permission of Solar Innovations® Architectural Glazing Systems is forbidden.

SOLAR INNOVATIONS® GLASS STRUCTURES

HARVEST GREEN HOUSE NY

HARVEST ON HUDSON LLC
HASTINGS ON HUDSON, NY, USA 10706

#	DATE	BY
–	7-22-21	MAY

DRAWN BY: MICHAEL YANO

PROJECT MANAGER: ANGELA B. (EXT: 3819)

ALL DRAWINGS ARE VIEWED FROM THE EXTERIOR LOOKING IN.

DRAWING SCALE: 1/4" = 1'-0"

JOB NO.: 20-11-220

QUOTE NO.: 41473

PAGE No.: 4 OF 27

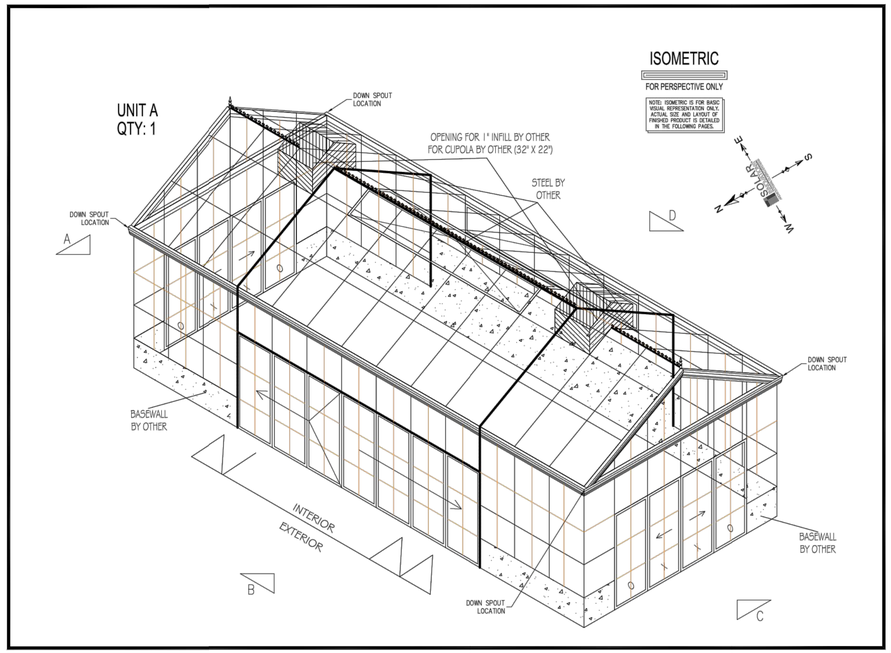

ENGINEERING NOTES

"BY OTHERS: IT REFERS TO ANY ACTIVITY AND/OR PRODUCT THAT IS NOT RESPONSIBILITY OF SOLAR INNOVATIONS. IT IS OFTEN USED TO REFER THE CONTRACTOR, THE SUBCONTRACTOR, OR BY ANY OTHER RESPONSIBLE PERSON OR ENTITY THAT WILL BE RESPONSIBLE FOR SUCH ACTIVITY. IT IS A CATEGORICAL EXCLUSION OF A TASK, ACTIVITY, A PRODUCT, AND/OR A TASK OR ACTIVITY RELATED TO THE PRODUCT.

EOR - ENGINEER OF RECORDS/ARCHITECT OF RECORDS
THIS SET OF DRAWINGS MUST BE CONSIDERED AND USED FOR PRELIMINARY PURPOSES ONLY UNLESS IT HAS BEEN REVIEWED AND STAMPED BY AN ARCHITECT AND/OR A PROFESSIONAL ENGINEER (SOLAR INNOVATIONS' PROFESSIONAL ENGINEER AND/OR THE CUSTOMER'S ENGINEER). CUSTOMER ACKNOWLEDGES SOLAR INNOVATIONS HAS PROVIDED A QUOTE FOR ENGINEERING SERVICES (INDEPENDENT ENGINEERING FIRM) AND IF NOT SELECTED/ACCEPTED SOLAR INNOVATIONS WILL ASSUME THE CUSTOMER HAS HIRED AN INDEPENDENT DESIGN PROFESSIONAL (ARCHITECT OR ENGINEER AS REQUIRED BY REGULATIONS) FOR THE REVIEW, APPROVAL, AND PROPER CERTIFICATION OF THE DRAWINGS. SOLAR INNOVATIONS MAY REQUIRE THE CONTACT INFORMATION OF THE ARCHITECT(S)/ OR ENGINEER(S) FOR ENGINEERING TASKS PURPOSES, INCLUDING BUT NOT LIMITED TO, THE CONFIRMATION THE STRUCTURE, SUBSTRUCTURE, AND/OR SUBSTRATE HAVE BEEN PROPERLY EVALUATED FOR THE FORCES IT WILL BE SUBJECTED TO.

SCOPE LIMITATION - SOLAR INNOVATIONS DRAWINGS, WHEN REVIEWED AND STAMPED BY SOLAR INNOVATIONS ENGINEER, ARE CERTIFIED FOR THE STRUCTURAL CAPACITY OF THE SYSTEM. CODE COMPLIANCE OTHER THAN THE STRUCTURAL CAPACITY (INCLUDING BUT NOT LIMITED TO ALL ARCHITECTURAL ELEVATIONS, SECTIONS, INTENDED USE, ADA REQUIREMENTS, OSHA REQUIREMENTS, AND OTHERS) ARE TO BE REVIEWED AND APPROVED BY THE ENGINEER OR ARCHITECT OF RECORDS.

CONSTRUCTION MEANS AND METHODS
STRUCTURE HAVE BEEN DESIGNED AND MOCKED UP IN SOLAR INNOVATIONS FACILITIES TO ENSURE THE STRUCTURE CAN BE BUILT. HOWEVER, IT IS THE CONTRACTOR'S SOLE RESPONSIBILITY TO DEVELOP A CONSTRUCTION PLAN TO ADDRESS ALL CONSTRUCTION SEQUENCE, ERECTION PROCEDURES, AND LOGISTICS REGARDING THE INSTALLATION OF THE STRUCTURE AND TO ENSURE THE SAFETY OF THE STRUCTURE AND WORKMEN DURING CONSTRUCTIONS. THE CONTRACTOR IS TO ASSUME THE STRUCTURE MAY NOT BE STABLE UNTIL COMPLETION. AN ENGINEER IS TO BE HIRED TO PROVIDE PLANS AND DRAWINGS REGARDING THE STABILITY OF THE STRUCTURE (INCLUDING SHORING, UNDERPINNING, TEMPORARY BRACING, ETC). COSTS ASSOCIATED WITH THIS RECOMMENDATION ARE RESPONSIBILITY OF THE CONTRACTOR.

SUBSTRATE MATERIAL REQUIREMENTS/ASSUMPTIONS
CONCRETE:
ALL CONCRETE WORK IS TO BE DESIGNED IN ACCORDANCE WITH ACI 318-14 AND AS PER CUSTOMER'S PROJECT SPECIFIC SPECIFICATIONS AND PLANS. ALL CONCRETE DESIGN AND ENGINEERING IS RESPONSIBILITY OF CUSTOMER'S ENGINEER. BELOW REQUIREMENTS ARE MINIMUM FOR THE STRUCTURE TO WORK. IN CASE OF CONFLICTING INFORMATION BETWEEN CUSTOMER'S ENGINEER DRAWINGS AND THESE DRAWINGS THE MOST RESTRICTIVE WILL GOVERN.

* f'c= 3,000psi (NORMAL WEIGHT CONCRETE)
* CRACKED CONCRETE HAS BEEN ASSUMED FOR THE DESIGN OF ANCHORS
* REINFORCEMENT = CONDITION B FOR SHEAR AND CONDITION B FOR TENSION

ALL CONCRETE REINFORCEMENT IS TO BE DESIGNED AND ENGINEERED BY ENGINEER OF RECORDS.

STEEL:
HOT ROLLED STEEL
HOT ROLLED STEEL USED AS A SUBSTRATE IS TO BE DESIGNED IN ACCORDANCE WITH AISC 15TH EDITION AND AS PER CUSTOMER'S PROJECT SPECIFIC SPECIFICATIONS AND PLANS. THE DESIGN AND ENGINEERING IS RESPONSIBILITY OF THE CUSTOMER'S ENGINEERING. BELOW REQUIREMENTS ARE MINIMUM FOR THE STRUCTURE TO WORK. IN CASE OF CONFLICTING INFORMATION BETWEEN CUSTOMER'S ENGINEER DRAWINGS AND THESE DRAWINGS THE MOST RESTRICTIVE WILL GOVERN.

* HOLLOW STRUCTURAL STEEL TUBES
* RECTANGULAR STEEL TUBE - ASTM A500 GRADE C, FY 50KSI, FU46KSI
* STEEL PLATES AND BARS - ASTM A36 FY=36KSI, FU 58KSI

SOLAR INNOVATIONS RECOMMENDS THE STEEL TO BE PAINTED AND/OR GALVANIZED OR OTHERWISE TREATED TO MINIMIZE THE POSSIBILITY OF CORROSION. FINISH AND TREATMENT MUST BE DETERMIDED BY CUSTOMER'S ENGINEER. ALL ASSOCIATED COST REGARDING CORROSION INHIBITION IS RESPONSIBILITY OF THE CUSTOMER OR GENERAL CONTRACTOR AS APPLICABLE.

FASTENERS:
ALL FASTENERS HAVE BEEN DESIGNED IN ACCORDANCE WITH 2020 ALUMINUM DESIGN MANUAL AND AAMA TIR A9-14. ALL FASTENERS (BOLTS AND SCREWS) ARE 18-8 STAINLES STEEL UNLESS OTHERWISE NOTED.

ANCHORS:
ALL 3/8" DIA ANCHORS ARE TAPCON+ (CARBON STEEL) COATED WITH CLIMASEAL AND HAVE BEEN DESIGNED IN ACCORDANCE WITH ICC REPORT ESR 3699. 3/8" DIA TAPCON+ MINIMUM EDGE DISTANCE AND SPACINGS ARE AS SHOWN ON THE DRAWINGS BUT NEVER LESS THAN 1½" AND 3" RESPECTIVELY. TAPCON$ MUST BE INSTALLED IN ACCORDANCE WITH MANUFACTURER PUBLISHED INSTRUCTIONS AND ICC-ESR 3699. IN CASE OF CONFLICTING INFORMATION BETWEEN MANUFACTURER PUBLISHED INSTRUCTIONS AND THE ICC REPORT, THE ICC REPORT WILL GOVERN.

* SPECIAL INSPECTION IS REQUIRED AND MUST BE DONE IN ACCORDANCE WITH SECTION 4.4 OF ICC REPORT ICC-ESR 3699.

UNDER NO CIRCUMSTANCES ANCHORS WILL BE ALLOWED TO CUT OR DAMAGE STEEL REINFORCEMENT NOR PRE STRESSING STRANDS.

DISCREPANCIES AND/OR CONFLICTING INFORMATION:
SOLAR INNOVATIONS MUST BE NOTIFIED IMMEDIATELY IF THERE ARE ANY CONFLICTING INFORMATION PRIOR TO PROCEED WITH THE WORK. IT IS THE RESPONSIBILITY OF THE CUSTOMER TO NOTIFY OF ANY DISCREPANCY AT THE TIME OF DISCOVERING THE ISSUE.

DIELECTRIC SEPARATION REQUIREMENTS:
DIELECTRIC SEPARATION IS REQUIRED IN ALL INSTANCES ALUMINUM BECOME IN CONTACT WITH ANY MATERIAL OTHER THAN ALUMINUM AND/OR STAINLESS STEEL. DIELECTRIC SEPARATION NOT SPECIFICALLY SHOWN ON THE DRAWINGS AND NOT IDENTIFIED TO BE PROVIDED BY SOLAR INNOVATIONS IS TO BE PROVIDED BY THE CUSTOMER.

ALUMINUM:
ALL ALUMINUM IS DOMESTIC ALUMINUM. ALLOYS VARIES ACCORDING TO SECTION PROFILE. TYPICAL ALUMINUM ALLOYS ARE 6063-T5, 6063-T6, AND/OR 6005A-T61.

SITE PREPARATION REQUIREMENTS:
SITE PREPARATION IS BY OTHERS. CUSTOMER IS RESPONSIBLE FOR THE CONDITION OF THE SUBSTRATE AND IS RESPONSIBLE FOR THE HIRING OF AN ENGINEER FOR THE VERIFICATION OF THE SUITABILITY OF THE SUBSTRATE.

SUBSTRATE HAS BEEN ASSUMED TO BE ABLE TO WITHSTAND ALL THE FORCES IMPOSED BY THE STRUCTURE DESIGNED BY SOLAR INNOVATIONS. IT IS THE CUSTOMER'S ENGINEER RESPONSIBILITY TO VERIFY THE CAPACITY OF THE SUBSTRATE.

KNEEWALLS MUST RESIST ALL IMPOSED LOADS. LATERAL FORCES SUCH AS THRUST FORCES WILL INDUCE OVERTURNING MOMENTS THAT CAN BE HIGH FOR CERTAIN TYPE OF KNEEWALLS. IT IS THE CUSTOMER'S ENGINEER RESPONSIBILITY TO VERIFY THE CAPACITY OF THE KNEEWALLS.

LATERAL FORCES REBISITING SYSTEM
THE STRUCTURE IS TO BE CONSIDERED NOT SELF SUPPORTED AND WILL RELY ON A LATERAL FORCE RESISTING SYSTEM THAT IS TO BE PROVIDED BY THE STRUCTURE IT IS ATTACHED TO. PROPER EVALUATION OF THE SUBSTRATE IS REQUIRED AND IS RESPONSIBILITY OF THE CUSTOMER AND/OR CUSTOMER'S ENGINEER.

EXPANSION AND CONTRACTION JOINTS:
EXPANSION AND CONTRACTION JOINTS, WHEN SHOWN, ARE PERTAINING TO SOLAR INNOVATIONS' STRUCTURE AND ARE TO BE PROVIDED AT THE LOCATIONS SHOWN ON THE DRAWINGS.

KEY FOR TESTING ACRONYMS

AWSC - AIR, WATER, STRUCTURAL, IMPACT & CYCLING TESTING
AWS - AIR, WATER & STRUCTURAL TESTING
OTC - OURDOOR/INDOOR TRANSMITTANCE CLASS
STC - SOUND TRANSMITTANCE CLASS
NFRC - NATIONAL FENESTRATION RATING COUNCIL (THERMAL TESTING)
HVHZ - HIGH VELOCITY HURRICANE ZONE

INSTALLATION LIMITATIONS

INSTALLATION OF SYSTEM INCLUDES ONLY THE ERECTION OF THE FRAME, GLASS, AND ACCESSORIES AS PROVIDED BY SOLAR INNOVATIONS, INC. ABSOLUTELY NO PLUMBING, ELECTRICAL, FOUNDATION, OR SUBSTRATE WORK IS INCLUDED WITH ANY SOLAR INNOVATIONS JOB UNLESS OTHERWISE SPECIFIED AND REFLECTED ON THE SIGNED CONTRACT.

INSTALLATION MANUALS ARE SUPPLIED AS A GUIDE ONLY. VARIATIONS OF DESIGN AND APPLICATIONS OCCUR AND ARE ACCRESSED ON A JOB-BY-JOB BASIS. WHEN VARIATIONS OCCUR, SHOP DRAWINGS SHALL SUPERCEDE INSTALLATION MANUALS.

FOR FURTHER ASSISTANCE, PLEASE CONTACT YOUR PROJECT MANAGER OR SOLAR INNOVATIONS. FAILURE TO FOLLOW SHOP DRAWINGS AND INSTALLATION INSTRUCTIONS AS DESCRIBED IN THE MANUAL AND/OR FAILURE TO CONTACT SOLAR INNOVATIONS WITH QUESTIONS OR UNCERTAINTIES SHALL VOID WARRANTY OF PRODUCT.

CODE COMPLIANCE

BUYER IS SOLELY RESPONSIBLE FOR COMPLIANCE WITH ANY AND ALL BUILDING CODES. BUYER IS REQUIRED TO OBTAIN APPROVAL/ACCEPTANCE FROM ANY STATE, LOCAL, OR OTHER CODE OFFICIALS WITH REGARD TO PRODUCT MANUFACTURING, SPECIFICATION, PERFORMANCE, AND SAFETY REQUIREMENTS PRIOR TO QUOTE ACCEPTANCE. SI DOES NOT ACCEPT LIABILITY FOR PRODUCT NON-CONFORMANCE TO WARRANTIES ASSOCIATED WITH OTHER STRUCTURES/PROPERTY OF BUYER.

FALL PROTECTION REQUIREMENTS

THE INTERNATIONAL BUILDING CODE STATES THAT WINDOWS WITH OPENINGS MORE THAN 72" ABOVE FINISHED GRADE ARE TO HAVE A MINIMUM SILL HEIGHT OF 24" ABOVE THE INTERIOR FINISHED FLOOR. IN CASES WHERE THE SILL HEIGHT IS LESS THAN 24", THE WINDOW SHALL NOT HAVE AN OPENING GREATER THAN WHAT WOULD ALLOW FOR A 4" DIAMETER SPHERE TO PASS THROUGH. WHERE THE WINDOW OPENING IS GREATER THAN THE PRESCRIBED 4" LIMITATION, AN APPROVED WINDOW GUARD MUST BE INSTALLED. SOLAR INNOVATIONS, INC. IS NOT RESPONSIBLE FOR CODE COMPLIANCE. IT IS THE RESPONSIBILITY OF THE CUSTOMER TO VERIFY CODE REQUIREMENTS WITH PROJECT DESIGN PROFESSIONALS AND ENSURE CODE COMPLIANCE WITH ALL APPLICABLE CODES. IF A WINDOW OR DOOR LIMITER IS REQUIRED TO MEET THE 4" REQUIREMENTS, ADDITIONAL COSTS WILL APPLY.

SITE PREPARATION
- ALL FOUNDATION SYSTEMS MUST BE IN PLACE ON CLEAN, COMPACTED, TERMITE-TREATED (WHERE APPLICABLE) FILL/SOIL WITH VAPOR BARRIER
- STRUCTURAL FOOTERS ARE REQUIRED BY OTHERS FOR ALL APPLICATIONS UNLESS OTHERWISE NOTED. IT IS THE CUSTOMER'S RESPONSIBILITY TO VERIFY SUBSTRATES AND ALL APPLICABLE FOOTINGS MEET OR EXCEED THE STRUCTURAL LOADING IMPOSED BY THE SYSTEM INSTALLED AND COMPLIANCE WITH LOCAL BUILDING CODE.

ALUMINUM
- IN ALL INSTANCES WHERE ALUMINUM COMES INTO CONTACT WITH STEEL, OR PRESSURE TREATED LUMBER PROVIDE DELECTRIC SEPARATION

SPECIAL NOTES

1.) ANY REVISIONS REQUESTED & DRAWN AFTER PRELIMINARY ENGINEERING ARE SUBJECT TO MODIFICATION AFTER FINAL REVIEW BY THE CUSTOMER AND FINAL REVIEW BY ENGINEERING TO MEET APPLICABLE CODE.

2.) DRAWING IS SUBJECT TO WIND AND SEISMIC MODIFICATION PER FINAL REVIEW BY ENGINEERING INCLUDING, BUT NOT LIMITED TO: WIND BRACING, SEISMIC BRACING, AND SYSTEM MODIFICATION TO MEET IMPOSED LOADS.

3.) UNLESS OTHERWISE NOTED, SOLAR INNOVATIONS, INC. WILL ASSUME THAT THE BOTTOM OF BASEWALL IS EQUAL TO THE FINISHED FLOOR HEIGHT. THIS INCLUDES ANY JOB THAT SITS ON PRESSURE TREATED WOOD PLATES OR SITS DIRECTLY ON A CONCRETE PAD.

4.) IN ORDER TO APPROVE ANY JOB FOR FABRICATION, SOLAR INNOVATIONS, INC. REQUIRES THAT ALL FOUR (4) OF THE LINES IN THE "APPROVAL BY SI ACCOUNT" BOX BE SIGNED AND DATED. ALSO, ALL REMAINING PAGES REQUIRE CUSTOMER INITIALS AND DATE. IF YOUR COMPANY'S POLICY IS TO STAMP DRAWINGS AS APPROVED, OR TO SIGN AND DATE ONLY ONE (1) PAGE OF A SET OF DRAWINGS, SOLAR INNOVATIONS, INC. WILL CONSIDER ALL PAGES FULLY REVIEWED AND APPROVED. THIS INCLUDES, BUT IS NOT LIMITED TO ALL DIMENSIONS, COLORS, GLASS MAKE-UPS, SYSTEM DESIGN AND DESIGNATIONS, ACCESSORY LAYOUTS, AND DESIGN PARAMETERS.

5.) ALL WOOD PRODUCTS MUST BE SEALED COMPLETELY AND THOROUGHLY PRIOR TO EXPOSURE TO ENVIRONMENTAL ELEMENTS, INCLUDING BUT NOT LIMITED TO TEMPERATURE AND HUMIDITY. SEALER MUST BE EXTERIOR GRADE AND PROFESSIONALLY SEALED ESPECIALLY ON SEAMS AND EDGES. FAILURE TO DO SO COULD RESULT IN STAINS ON WOOD, WARPING OF THE WOOD, OR DELAMITATION OF WOOD VENEERS. FAILURE TO COMPLY WILL RESULT IN VIDDING OF PRODUCT WARRANTY. ALSO, ANY REQUIRED REWORK OR REPLACEMENT OF PARTS OF PRODUCTS THAT ARE DEFECTIVE AS A RESULT OF NOT FOLLOWING THE ABOVE MENTIONED REQUIREMENTS WILL BE AT THE CUSTOMER'S EXPENSE.

6.) UNLESS SPECIFICALLY NOTED ON THE COVER PAGE OF THESE DRAWINGS, THE STRUCTURE WILL NOT BE PRE-ASSEMBLED ON PRE-RLOADS. THE STRUCTURE WILL BE SHIPPED IN INDIVIDUAL FABRICATED PARTS THAT ARE TO BE FINAL ASSEMBLED IN THE FIELD. REGARDLESS OF INDIVIDUAL CUSTOMER REQUESTS, SOLAR INNOVATIONS, INC RESERVES THE RIGHT TO SHIP UNITS KD (KNOCKED DOWN) BASED ON SHIPPING METHODS AND LOGISTICS. IF FEASIBLE, AND FOR AN EXTRA FEE, SOLAR INNOVATIONS, INC WILL PRE-ASSEMBLE AND PRE-GLAZE JOBS AT THEIR DISCRETION BASED ON SIZE AND SHIPPING LIMITATIONS.

7.) SOLAR INNOVATIONS RECOMMENDS THE USE OF LAMINATED GLASS IN ALL OVER HEAD APPLICATIONS. IT IS TYPICALLY REQUIRED BY CODE. THE CUSTOMER ASSUMES ALL LIABILITY IF CHOOSING NOT TO USE IT.

8.) SOLAR INNOVATIONS PRICE INCLUDES THE USE OF A 1/32" MAXIMUM BEAD OF SILICONE ON THE OUTSIDE PERIMETER ONLY. ALL OTHER FINISH IS TO BE PROVIDED, OR WILL REQUIRE A CONTINUOUS SHIM "BY OTHER".

REVIEW PRIOR TO APPROVING SHOP DRAWINGS

IMPORTANT NOTES
IT IS PURCHASER'S RESPONSIBILITY TO VERIFY ALL DESIGN ELEMENTS AND SYSTEM INTEGRATION TO SURROUNDING ARCHITECTURE. ALL ELEVATIONS ARE VIEWED FROM THE OUTSIDE OF STRUCTURE LOOKING IN.

PLEASE VERIFY ALL INFORMATION BEFORE APPROVING FOR FABRICATION, INCLUDING ACCESSORY LOCATION, OPERATION & SWING (INCLUDING DOORS, WINDOWS, ROOF VENTS, HEATERS, FANS, ETC.), OVERALL DESIGN & DIMENSIONS, FRAME COLOR, GLASS MAKE UP, SUBSTRATES, AND CONNECTION DETAILS.

FINAL DRAWINGS MUST BE APPROVED WITHOUT MODIFICATION IN ORDER TO PROCEED TO FABRICATION. IN THE EVENT OF ANY CHANGES BY CUSTOMER, NEW SHOP DRAWINGS MUST BE PREPARED, SUBMITTED, AND APPROVED. FOR EXAMPLE, "APPROVED AS NOTED" OR ANY OTHER MODIFICATIONS TO QUOTE DO NOT CONSTITUTE FINAL APPROVAL TO SHOP DRAWINGS. PLEASE NOTE THAT FABRICATION AND LEAD TIMES WILL NOT BEGIN UNTIL FINAL APPROVAL WITHOUT CHANGES IS PROVIDED.

APPROVAL SIGNIFIES THAT DESIGN AND ALL FIELD MEASUREMENTS HAVE BEEN VERIFIED AND THIS PRODUCT MAY BE RELEASED FOR FABRICATION. FOR OUR TERMS AND CONDITIONS, APPROVED SHOP DRAWINGS ARE FINAL AGREEMENT OF ALL DESIGN AND PRODUCTION CRITERIA AND SUPERCEDE QUOTE AND OTHER PRIOR DOCUMENTS. LEAD TIMES OFFICIALLY BEGIN UPON RECEIPT OF SIGNED SHOP DRAWINGS. IN ORDER TO EXPEDITE FABRICATION, PLEASE SIGN AND RETURN ONE (1) FULL SET SHOP DRAWINGS, INCLUDING ANY PAGES WHICH MAY REFLECT DIMENSION OR DETAIL ALTERATIONS.

CUSTOMER'S SIGNATURE ON MARK AT ANY LOCATION ON THIS PAGE SIGNIFIES ACCEPTANCE AND APPROVAL OF ALL SIGN OFF REQUIREMENTS INCLUDING DESIGN, DIMENSIONS, FRAME COLOR, GLASS TYPE, ACCESSORIES, ETC FOR SI TO PROCEED WITH FABRICATION. ANY CHANGES TO SHOP DRAWINGS WILL RESULT IN ADDITIONAL CHARGES AND LEAD TIMES.

IF SI I. RECEIVES COVER PAGE ONLY - CUSTOMER CONFIRES THAT NO CHANGES TO THE DRAWINGS ARE REQUIRED AND SI I. IS PERMITTED TO PROCEED WITH FABRICATION AS PER ITEM LIST SUBMITTAL.

APPROVALS BY S.I. ACCOUNT REQUIRED		DATE
DESIGN APPROVED BY:	X	
DIMENSIONS APPROVED BY:	X	
FRAME COLOR APPROVED BY:	X	
GLAZING TYPE APPROVED BY:	X	

SECTION MARKER	DETAIL MARKER	BUBBLE MARKER
SECTION DESIGNATION / PAGE NUMBER	DETAIL DESIGNATION / PAGE NUMBER	DETAIL DESIGNATION / PAGE NUMBER

TABLE OF CONTENTS

SHEET # - 1	COVER SHEET
SHEET # - 2	CURB ELEVATIONS
SHEET # - 3	PLAN VIEWS
SHEET # - 4	ELEVATIONS
SHEET # - 5	SECTIONS
SHEET # - 6 - 20	DETAILS
SHEET # - 21	SLIDER ELEVATION
SHEET # - 22	SLIDER DETAILS
SHEET # - 23 - 24	FGW ELEVATION
SHEET # - 25 - 27	FGW DETAILS

TOTAL PAGES- 27

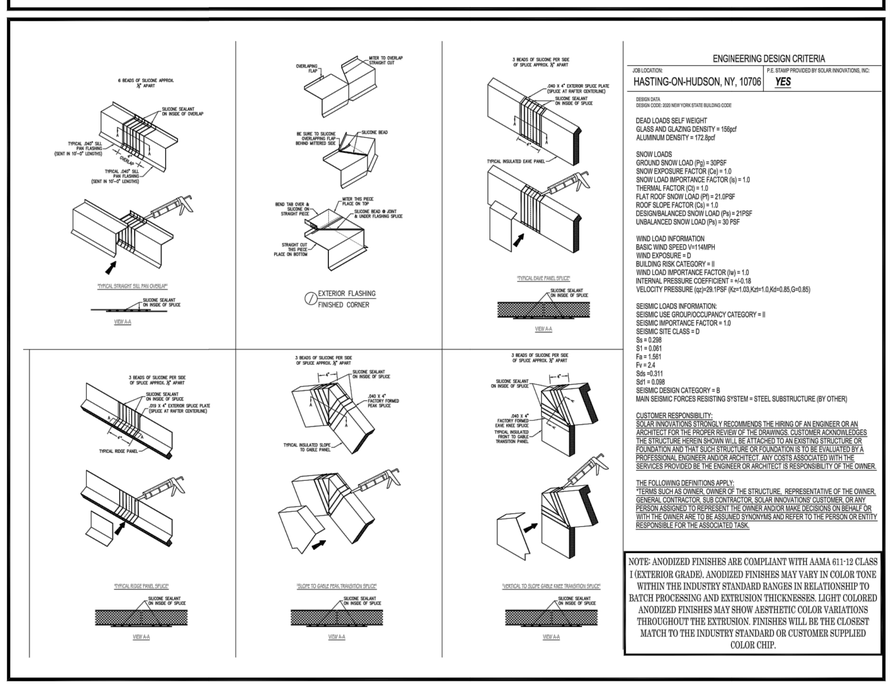

ENGINEERING DESIGN CRITERIA

JOB LOCATION:	P.E. STAMP PROVIDED BY SOLAR INNOVATIONS, INC:
HASTING-ON-HUDSON, NY, 10706	YES

DESIGN DATA
DESIGN CODE: 2020 NEW YORK STATE BUILDING CODE

DEAD LOADS SELF WEIGHT
GLASS AND GLAZING DENSITY = 156pcf
ALUMINUM DENSITY = 172.8pcf

SNOW LOADS
GROUND SNOW LOAD (Pg) = 30PSF
SNOW EXPOSURE FACTOR (Ce) = 1.0
SNOW LOAD IMPORTANCE FACTOR (Is) = 1.0
THERMAL FACTOR (Ct) = 1.0
FLAT ROOF SNOW LOAD (Pf) = 21.0PSF
ROOF SLOPE FACTOR (Cs) = 1.0
DESIGNBALANCED SNOW LOAD (Ps) = 21PSF
UNBALANCED SNOW LOAD (Ps) = 30 PSF

WIND LOAD INFORMATION
BASIC WIND SPEED V=114MPH
WIND EXPOSURE = D
BUILDING RISK CATEGORY = II
WIND LOAD IMPORTANCE FACTOR (Iw) = 1.0
INTERNAL PRESSURE COEFFICIENT = +0.18
VELOCITY PRESSURE (qz)=26.1PSF (Kz=1.03,Kzt=1.0,Kd=0.85,G=0.85)

SEISMIC LOADS INFORMATION:
SEISMIC USE GROUP(OCCUPANCY CATEGORY) = II
SEISMIC IMPORTANCE FACTOR = 1.0
SEISMIC SITE CLASS = D
Ss = 0.298
S1 = 0.061
Fa = 1.561
Fv = 2.4
Sds =0.311
Sd1 = 0.098
SEISMIC DESIGN CATEGORY = B
MAIN SEISMIC FORCES RESISTING SYSTEM = STEEL SUBSTRUCTURE (BY OTHER)

CUSTOMER RESPONSIBILITY:
SOLAR INNOVATIONS STRONGLY RECOMMENDS THE HIRING OF AN ENGINEER OR AN ARCHITECT FOR THE PROPER REVIEW OF THE DRAWINGS. CUSTOMER ACKNOWLEDGES THE STRUCTURE HEREIN SHOWN WILL BE ATTACHED TO AN EXISTING STRUCTURE OR FOUNDATION AND THAT SUCH STRUCTURE OR FOUNDATION IN IS TO BE EVALUATED BY A PROFESSIONAL ENGINEER AND/OR ARCHITECT. ANY COSTS ASSOCIATED WITH THE SERVICES PROVIDED BE THE ENGINEER OR ARCHITECT IS RESPONSIBILITY OF THE OWNER.

THE FOLLOWING DEFINITIONS APPLY:
"TERMS SUCH AS OWNER, OWNER OF THE STRUCTURE, REPRESENTATIVE OF THE OWNER, GENERAL CONTRACTOR, SUB CONTRACTOR, SOLAR INNOVATIONS' CUSTOMER, OR ANY PERSON ASSIGNED TO REPRESENT THE OWNER AND/OR MAKE DECISIONS ON BEHALF OF WITH THE OWNER ARE TO BE ASSUMED SYNONYMS AND REFER TO THE PERSON OR ENTITY RESPONSIBLE FOR THE ASSOCIATED TASK.

NOTE: ANODIZED FINISHES ARE COMPLIANT WITH AAMA 611-12 CLASS I (EXTERIOR GRADE). ANODIZED FINISHES MAY VARY IN COLOR TONE WITHIN THE INDUSTRY STANDARD RANGES IN RELATIONSHIP TO BATCH PROCESSING AND EXTRUSION THICKNESSES. LIGHT COLORED ANODIZED FINISHES MAY SHOW AESTHETIC COLOR VARIATIONS THROUGHOUT THE EXTRUSION. FINISHES WILL BE THE CLOSEST MATCH TO THE INDUSTRY STANDARD OR CUSTOMER SUPPLIED COLOR CHIP.

HARVEST GREEN HOUSE NY

ACCOUNT NAME & CONTACT INFORMATION	SHIPPING ADDRESS	JOB SITE ADDRESS
HARVEST ON HUDSON LLC 1 RIVER STREET HASTINGS ON HUDSON, NY, USA 10706 PHONE: 914-671-1777 FAX: N/A EMAIL: BBERNACCHIA@HARVEST2000.COM CONTACT: BRUCE BERNACCHIA	SHIP TO 1 RIVER STREET HASTING-ON-HUDSON, NY, 10706	JOB SITE 1 RIVER STREET HASTING-ON-HUDSON, NY, 10706

TENTATIVE SHIPPING METHOD: SOLAR TRUCK

UNIT TYPE / FRAMING SYSTEM

ONE (1) - SIS204 ALUMINUM STRAIGHT EAVE DOUBLE PITCH GREENHOUSE WITH 2 GABLE ENDS

FRAMING TO BE: G2 2" X 2.83", G2 2" X 5.5", G2 2" X 8" ALUMINUM SYSTEM

GLAZING SET UP: 1" INSULATED GLAZING

FRAMING COLOR TO BE: *AAMA 611-12 CLASS 1 BLACK ANODIZED*

METAL TO METAL SILICONE COLOR TO BE: BLACK

METAL TO GLASS SILICONE COLOR TO BE: BLACK

GLASS TO GLASS SILICONE COLOR TO BE: BLACK

ALL INTERIOR PERIMETER SILICONE BY OTHER

UNIT	ARCH REF	UNIT TYPE / FRAMING SYSTEM	
100A	100	- UNIT QTY:	1
		- GEN 2 FOLDING GLASS WALL SYSTEM	
		- RO:	258.25" x 92.5"
		- PANEL WIDTH:	35.75"
		- FOLD:	INFOLD
		- CONFIGURATION:	7 PANELS, 3L 4R AS VIEWED FROM EXT.
		- FRAME TYPE:	GEN 2 2 3/4" THERMAL RAIL SYSTEM
		- PANEL TYPE:	GEN 2 2 3/4" THERMAL RAIL SYSTEM
		- BOTTOM RAIL TYPE:	GEN 2 2 3/4" THERMAL RAIL SYSTEM
		- LOAD:	TOP
		- SILL:	SURFACE MOUNT ADA SILL

FINISHES (UNIT: A)

- FRAME COLOR:	S.I. STD.	*AAMA 611-12 CLASS I CLEAR ANODIZED* FINISH
- SILL COLOR:	S.I. STD.	*AAMA 611-12 CLASS I CLEAR ANODIZED* FINISH
- GLAZING SILICONE COLOR:	BLACK	
- METAL TO METAL SILICONE:	(LITE GRAY,) FINISH	

HARDWARE INFORMATION (OUTSOURCE) (UNIT: A)

- HANDLE STYLE:	HOPPE TORONTO
- DOOR HANDLE FINISH:	SATIN NICKEL
- UNITS LOCKSET TYPE:	3-POINT LOCK
- ** *UNIT TO BE KEYED ALIKE* **	

HARDWARE INFORMATION (UNIT: A)

- HINGES:	GEN. 2 SEMI-CONCEALED
- HINGE & EXTENSION FINISH:	HEAVY CLEAR ANODIZED
- DOOR CATCH:	CLEAR ANODIZED
- 2-PT LOCK TYPE:	UNKEYED 2-POINT LOCK
- 2-PT LOCK FINISH:	CLEAR ANODIZED
- PULL TYPE:	RECESSED PULL HANDLE
- PULL FINISH:	CLEAR ANODIZED
- ** *3-POINT TO BE NON-KEYED* **	

GLAZING SCHEDULE (SLOPED) (QTY: 64)

TYPE	DESCRIPTION
1	1" INSULATED GLAZING UNITS ½" *Lite 272* (ON SURFACE #2) TEMPERED ½" ***BLACK*** STAINLESS STEEL AIR SPACE (ARGON FILLED) ¼" CLEAR ANNEALED LAMINATED WITH A .060" PVB INTERLAYER SILICONE SEAL

GLAZING SCHEDULE (RIDGE VENT) (QTY: 10)

TYPE	DESCRIPTION
2	1" INSULATED GLAZING UNITS ½" *Lite 272* (ON SURFACE #2) TEMPERED ½" ***BLACK*** STAINLESS STEEL AIR SPACE (ARGON FILLED) ¼" CLEAR ANNEALED LAMINATED WITH A .060" PVB INTERLAYER SILICONE SEAL

GLAZING SCHEDULE (VERTICAL / GRID) (QTY: 72)

TYPE	DESCRIPTION
3	1" INSULATED GLAZING UNITS ½" *Lite 272* (ON SURFACE #2) TEMPERED (LOW PROFILE GRIDS) ½" ***BLACK*** STAINLESS STEEL AIR SPACE (ARGON FILLED) (SILD GRIDS) ¼" CLEAR TEMPERED (LOW PROFILE GRIDS) SILICONE SEAL

GLAZING SCHEDULE (EAVE VENT / VERTICAL) (QTY: 13)

TYPE	DESCRIPTION
4	1" INSULATED GLAZING UNITS ½" *Lite 272* (ON SURFACE #2) TEMPERED ½" ***BLACK*** STAINLESS STEEL AIR SPACE (ARGON FILLED) (SILD GRIDS) ¼" CLEAR TEMPERED SILICONE SEAL

GLAZING SCHEDULE (IN FILL BY OTHER) (QTY: 4)

TYPE	DESCRIPTION
5	1" INFILL (BY OTHER) FOR CUPOLA BY OTHEER

SLIDING WINDOWS / DOORS SYSTEMS

-UNIT QTY:2
-PANEL QTY: 4
-GEN 2 THERMALLY BROKEN MULTI TRACK SLIDING WIN

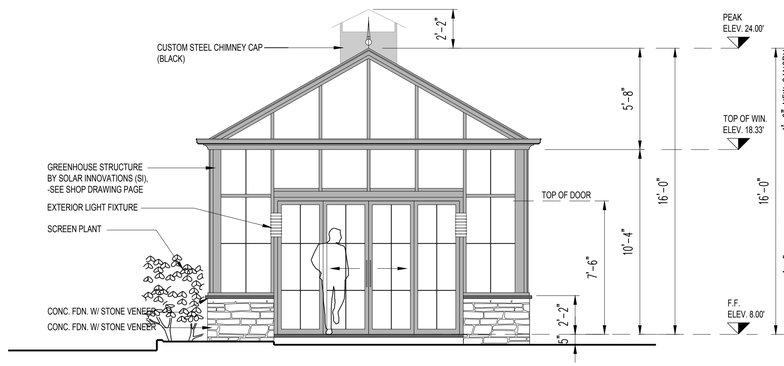

EAST ELEVATION

SCALE: 1/4" = 1'-0"

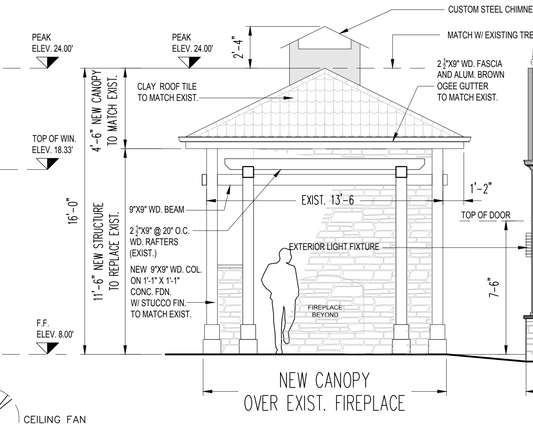

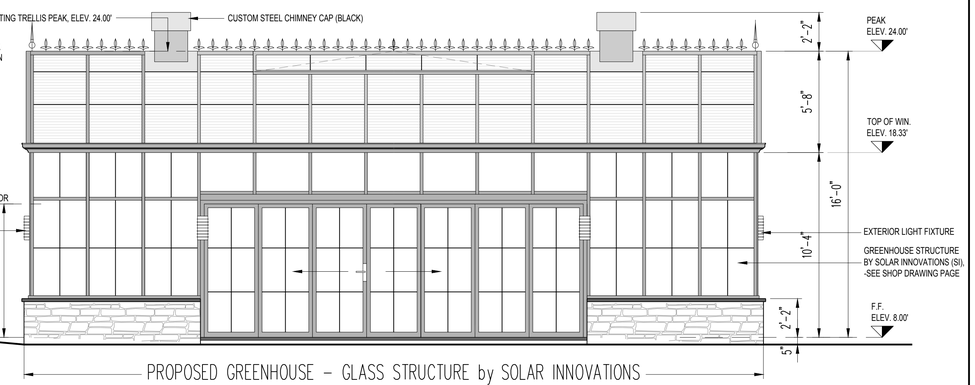

NORTH ELEVATION

SCALE: 1/4" = 1'-0"

PENDANT LIGHT
WALL SCONCE
CEILING FAN

Hoist Pendant Light
By Rich Brilliant Willing

INTERIOR LIGHT FIXTURE

Rockbridge Outdoor LED Wall Sconce
By Kichler

EXTERIOR LIGHT FIXTURE

Virginia Ledgestone™

Architectural Specifications:

Heights:	1"-2"
Lengths:	4"-14"
Depths:	3/4" to 1-1/4"
Weight:	12.2 pounds per square ft
Colors:	Brown, Buff, Gray - Grey, Silver, Tan
Flats:	5 s/f Bag, 10 s/f Box, 90/150/180 s/f Crate
Corners:	5 lf Bag, 10 lf Box, 100 lf Crate

EXTERIOR STONE VENEER

HEATER Calcana PH50-15

52" CEILING FAN

NY FLAGSTONE FLOOR (to match exist. patio)

The Schipka Cherry Laurel *Prunus laurocerasus 'Schipkaensis* is a large evergreen shrub that will grow to 18 feet, but it is usually grown as a screen or hedge. It can easily be pruned or trimmed to form an extremely dense, evergreen screen or wind-break, creating a private space in your garden. It is hardy, easy to grow and grows two feet a year, so it rapidly produces the tall dense screen. This is an extremely tough plant that will tolerate poor and dry soil, shade and air pollution, it will take harsh conditions of heat, drought and shade.

PROPOSED SCREEN PLANT - PLANTER AT SOUTH

$1\frac{1}{2}$" THK. BLUESTONE COPING

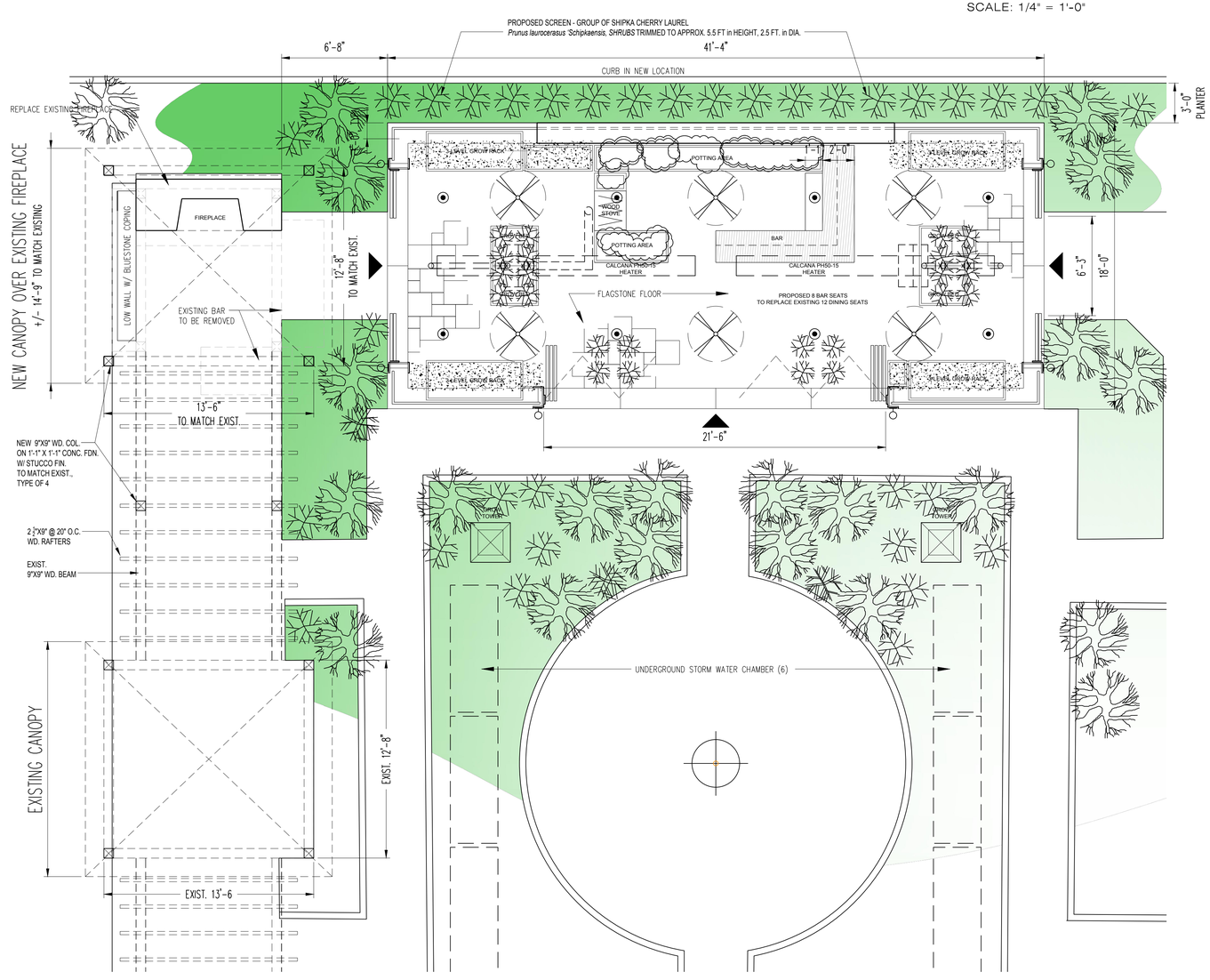

GREENHOUSE PLAN

SCALE: 1/4" = 1'-0"

PAUL J. PETRETTI
CIVIL ENGINEER & LAND SURVEYOR
30 GOULD AVENUE, DOBBS FERRY, NEW YORK 10522.
NYS P.E. LIC. 55191

TLCONCEPT
145 PALISADE S. 321A, DOBBS FERRY, NEW YORK 10522
ph. 973 689 45 96 thomasklop@me.com

DESIGN:

GREENHOUSE ADDITION TO
HARVEST ON HUDSON
Hastings-on-Hudson, New York 10706

PROJECT:

PLAN
ELEVATIONS

07.24.2019	SCHEMATIC DESIGN
09.19.2019	PLANNING BOARD MEETING
10.21.2021	PLANNING BOARD MEETING
10.28.2021	ZONING BOARD MEETING
11.01.2021	ARCHITECTURAL REVIEW BOARD

A1





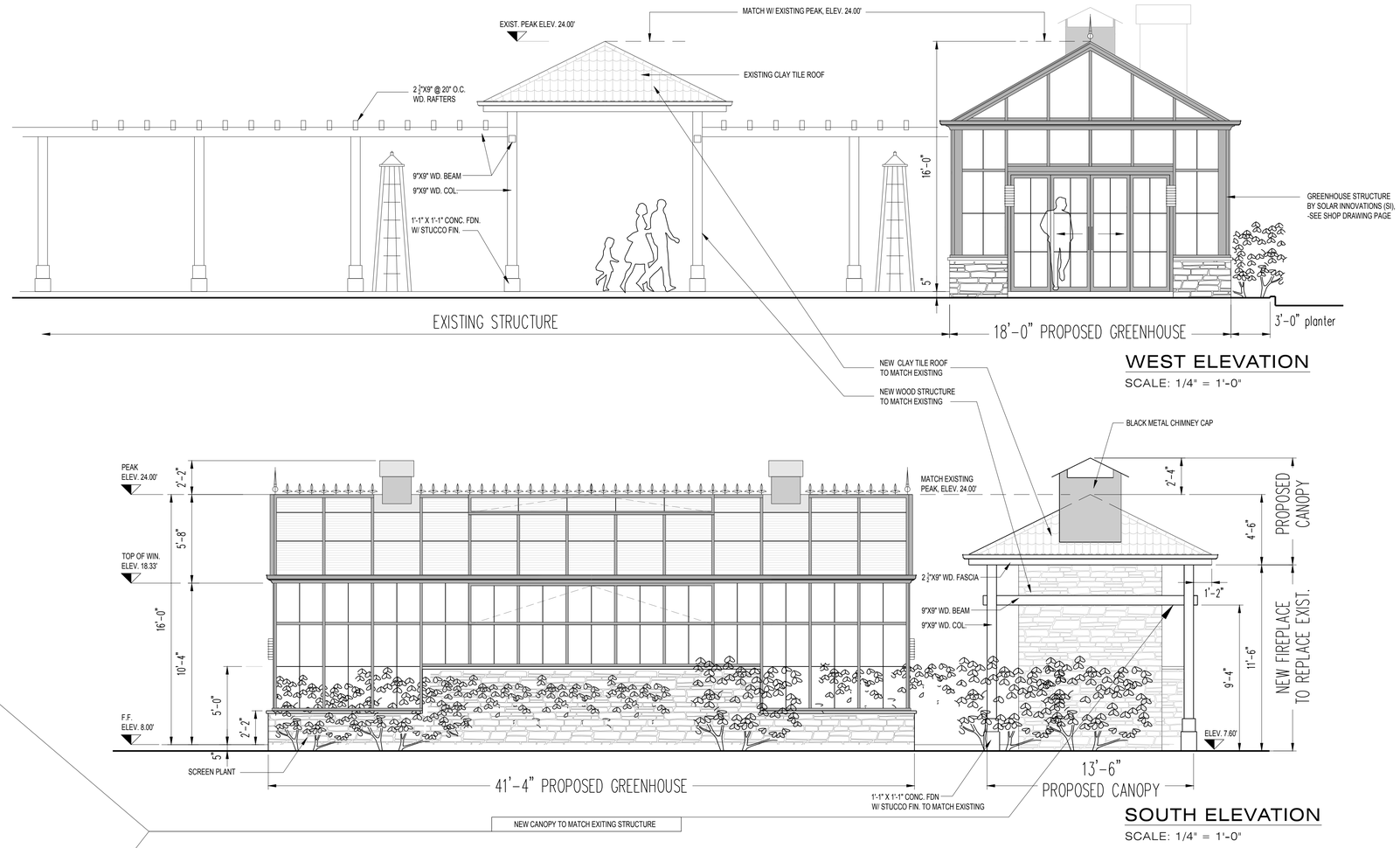

WEST ELEVATION
SCALE: 1/4" = 1'-0"

SOUTH ELEVATION
SCALE: 1/4" = 1'-0"

EXISTING CANOPY

EXISTING VEGETABLE GARDEN - miscellaneous views

PAUL J. PETRETTI
CIVIL ENGINEER & LAND SURVEYOR
30 GOULD AVENUE, DOBBS FERRY, NEW YORK 10522.
NYS P.E. LIC. 55191

TLCONCEPT
145 PALISADE S. 321A, DOBBS FERRY, NEW YORK 10522
ph. 973 689 45 96 thomasklop@me.com

DRAWN:

GREENHOUSE ADDITION
TO
HARVEST ON
HUDSON
Hastings-on-Hudson,
New York 10706

PROJECT:

ELEVATIONS
EXIST. GARDEN
VIEWS

07.24.2019	SCHEMATIC DESIGN
09.19.2019	PLANNING BOARD MEETING
10.21.2021	PLANNING BOARD MEETING
10.28.2021	ZONING BOARD MEETING
11.01.2021	ARCHITECTURAL REVIEW BOARD

A2